


type number	A (mm)	weight (kg/m)	🔥
KL 60X150_PO	150	2,63	🔥
KL 60X150_POF		2,90	🔥
KL 60X200_PO	200	2,90	🔥
KL 60X200_POF		3,10	🔥
KL 60X200_POZM		2,90	🔥
KL 60X300_PO	300	3,20	🔥
KL 60X300_POF		3,66	🔥
KL 60X300_POZM		3,20	🔥
KL 60X400_PO	400	3,64	🔥
KL 60X400_POF		4,00	🔥
KL 60X400_POZM		3,64	🔥



height of cable ladder: 60 mm

length of cable ladder: 3000 mm

distance of rungs: 150 mm

metal sheet thickness of sidewalls: 1,5 mm

metal sheet thickness of rungs: 1,2 mm

product description:

The cable ladder is suitable for creating cable trays with maintained functionality during fires.

The cable ladder consists of sidewalls and rungs, this design allows better cooling of cables.

Perforated sidewalls create the L-profile with a bended edge. Perforated cross-pieces of the C-profile are attached to the sidewalls by pressing through in the distance of 150 mm with the open side of the profile upwards.

The cables are fastened to the rungs using PKC 1 cable clamps. For the connecting use the designated couplings KPBSKL. For ladders it is possible to use accessories of cable trays JUPITER.

surface finish:

PO - Pre-Galvanized according to EN 10346, EN 10143, zinc-layer 15-27 µm

POF - Hot Dip Galvanized according to EN ISO 1461
 sidewalls - zinc-layer 55 µm (min. 45 µm)
 rungs - zinc-layer 45 µm (min. 35 µm)

POZM - galvanized steel with admixture of magnesium and aluminum according to EN 10346, EN 10143, protective layer 18-31 µm

sales amount: 3 m

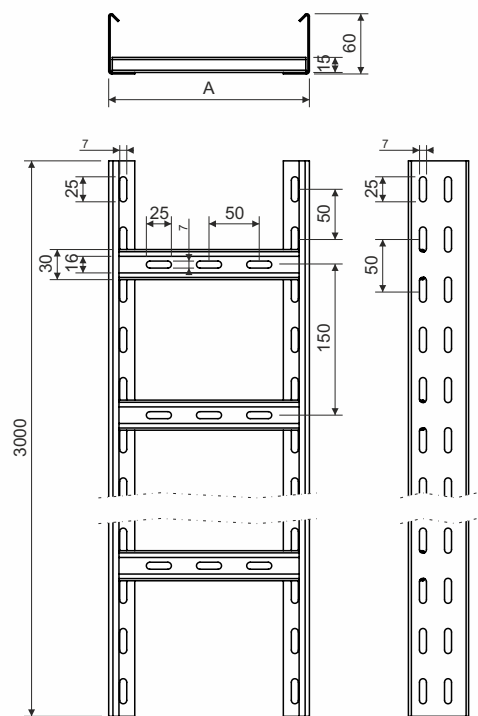
meets the requirements: ČSN EN 61537:02

classification 🔥:

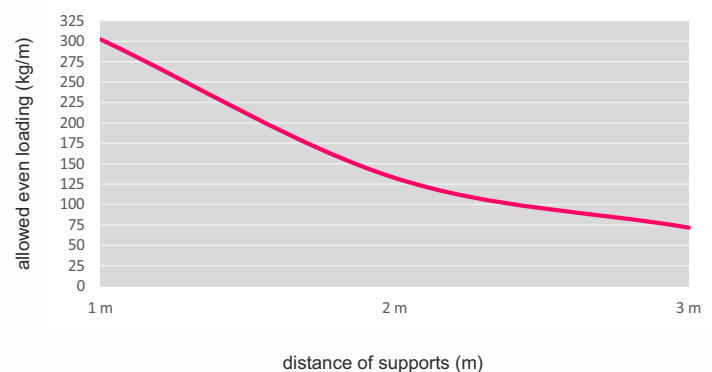
ČSN 73 0895 P 90-R
 DIN 4102-12 E 90
 STN 92 0205 PS 90

Fire classification is depend on the cific conditions of the cable tray, detailed in the catalog Systems with maintained functionality in fire.

storage: ČSN EN 60721-3-1



The graph shows the maximum allowed even loading of the ladder in relation to the distances of the supports.



 **WARNING****Risk of injury from cutting**

Although the cable trays are produced with maximum effort to minimize sharper edges, it is necessary to wear protective gloves to carry, grip and work with cable elements.

Risk of system collapse

It is essential to strictly adhere to the maximum load limits for individual cable support systems and ensure proper installation according to the installation manual. The load capacity charts for each system are provided in the manufacturer's catalog, available in printed form or on the manufacturer's website. The specified load limits do not account for any additional loads, such as snow, wind, or seismic forces.

Electricity injury

As individual components of cable management systems are made of electrical conductive material, it is essential not to work with a system near live electrical parts. Infringement of the safety regulations may cause serious injury of health or death.

Safe Use

Under normal and foreseeable conditions of use, there are no risks to consumers, provided that proper installation and usage are carried out in accordance with the installation manual.

recycling codes:



cable ladder