

type number:

KLT

product description:

The T-piece is used to branch off cable trays running through cable ladders of the same width.

The connection of the T-piece with the ladder is performed by using the couplings S ..X200 and the bolts NSM 6X10. To protect the cables, the bolt head is inside the cable tray.

A bolt with a GMT surface finish is used for a tray with an F surface finish.

metal sheet thickness of sidewalls: 1,5 mm

metal sheet thickness of rungs: 1,2 mm

surface finish:

S - Pre-Galvanized, zinc-layer 15 - 27 µm

F - Hot Dip Galvanized according to EN ISO 1461
sidewalls - zinc-layer 55 µm (min. 45 µm)
rungs - zinc-layer 45 µm (min. 35 µm)

ZM - galvanized steel with admixture of magnesium and aluminum
according to EN 10346, EN 10143, protective layer 18-31 µm

sales amount:

á 1 pc

certification:

EN 61537:02

classification :

ČSN 73 0895 P 90-R


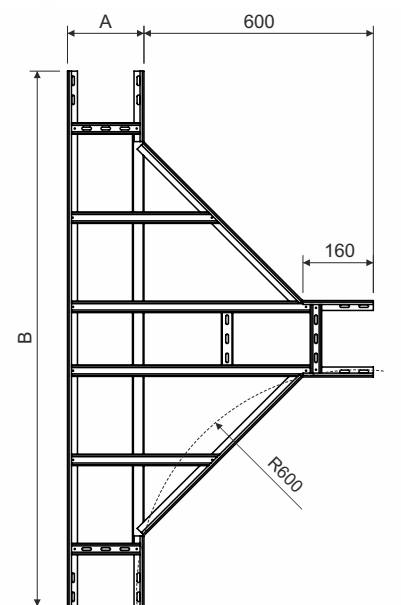
DIN 4102-12 E 90
































STN 92 0205 PS 90

Fire classification depends on the specific conditions of the cable tray, detailed in the catalog Systems with maintained functionality in fire

storage:

EN 60721-3-1



type number	H	A	B	min. amount of bolts for connection	
KLT 60x200_S					
KLT 60x200_F	60	200	1400	24	
KLT 60x200_ZM					
KLT 60x300_S					
KLT 60x300_F	60	300	1500	24	
KLT 60x300_ZM					
KLT 60x400_S					
KLT 60x400_F	60	400	1600	24	
KLT 60x400_ZM					
KLT 60x500_S					
KLT 60x500_F	60	500	1700	24	
KLT 60x500_ZM					
KLT 60x600_S					
KLT 60x600_F	60	600	1800	24	
KLT 60x600_ZM					
KLT 85x200_S	60	200	1400	36	
KLT 85x200_F					
KLT 85x300_S	85	300	1500	36	
KLT 85x300_F					
KLT 85x400_S	85	400	1600	36	
KLT 85x400_F					
KLT 85x500_S	85	500	1700	36	
KLT 85x500_F					
KLT 85x600_S	85	600	1800	36	
KLT 85x600_F					
KLT 110x200_S					
KLT 110x200_F	85	200	1400	48	
KLT 110x200_ZM					
KLT 110x300_S					
KLT 110x300_F	110	300	1500	48	
KLT 110x300_ZM					
KLT 110x400_S					
KLT 110x400_F	110	400	1600	48	
KLT 110x400_ZM					
KLT 110x500_S					
KLT 110x500_F	110	500	1700	48	
KLT 110x500_ZM					
KLT 110x600_S					
KLT 110x600_F	110	600	1800	48	
KLT 110x600_ZM					

 **WARNING****Risk of injury from cutting**

Although the cable trays are produced with maximum effort to minimize sharper edges, it is necessary to wear protective gloves to carry, grip and work with cable elements.

Electricity injury

As individual components of cable management systems are made of electrical conductive material, it is essential not to work with a system near live electrical parts. Infringement of the safety regulations may cause serious injury of health or death.

Safe Use

Under normal and foreseeable conditions of use, there are no risks to consumers, provided that proper installation and usage are carried out in accordance with the installation manual.

recycling codes:



KLT