

height of cable tray: 60 mm

length of cable tray: 3000 mm

product description: Cable tray is designed to create a cable route.
 For securing the connection of the trays with the integrated coupling there are used the clamps made from spring steel KSV or the bolts NSM 6X10. To protect the cables, the bolt head is inside the cable tray. A bolt with a GMT surface finish is used for a tray with F and ZM surface finish.
 These items can also be ordered in a varnished version.
















































surface finish: S - Pre-Galvanized according to EN 10346, EN 10143, zinc-layer 15-27 µm
 F - Hot Dip Galvanized according to ČSN EN ISO 1461, zinc-layer 45 µm (min. 35 µm)
 ZM - galvanized steel with admixture of magnesium and aluminum according to EN 10346, EN 10143, protective layer 18-31 µm

sales amount: 3 m

meets the requirements: ČSN EN 61537:02

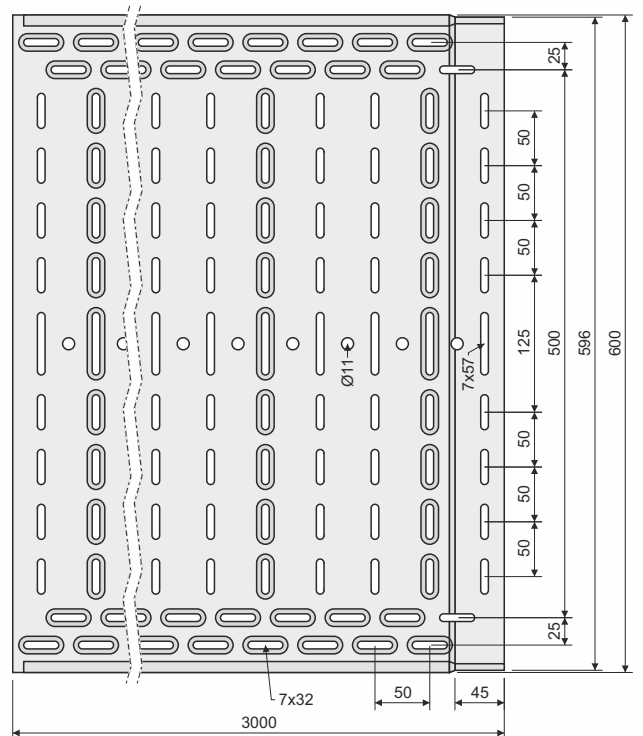
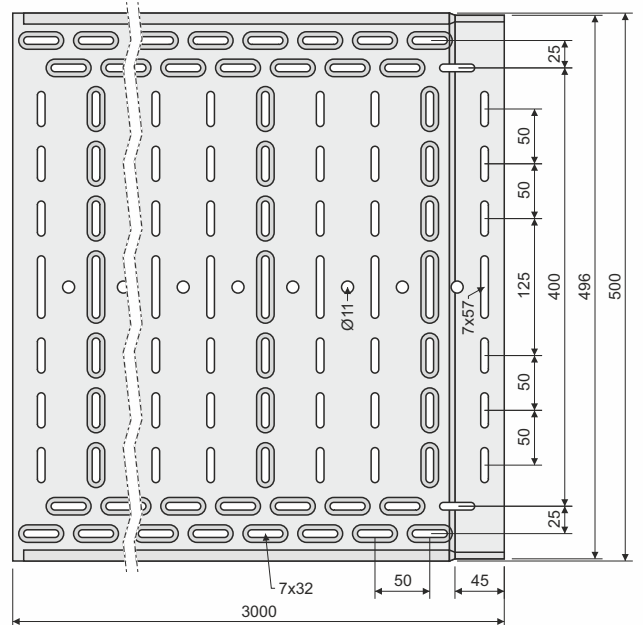
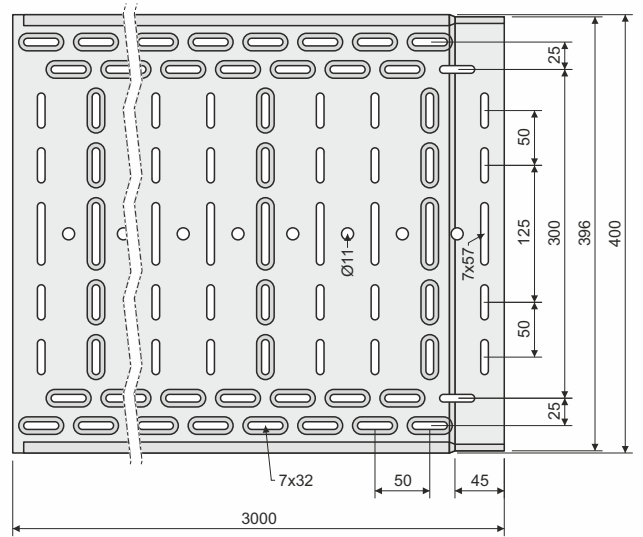
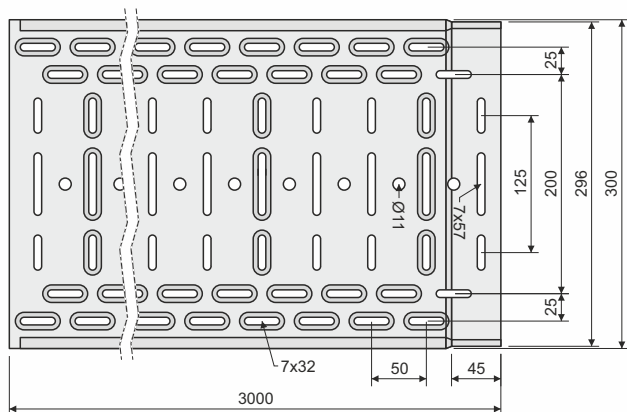
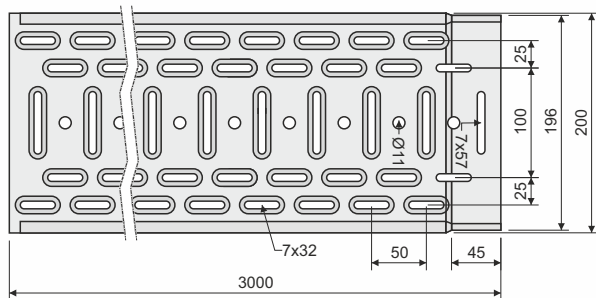
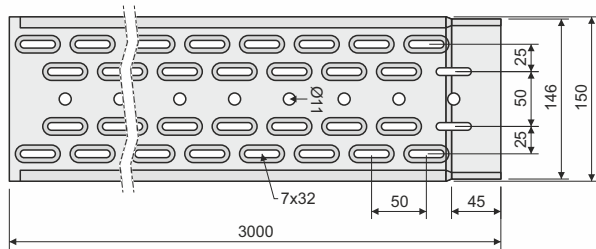
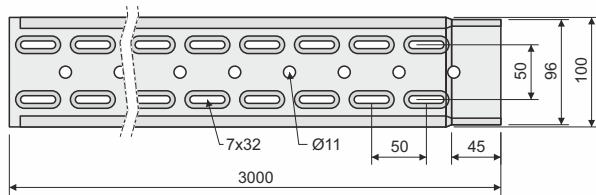
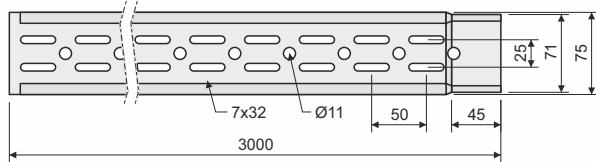
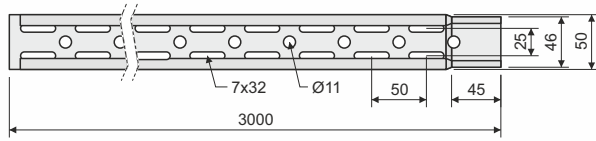
classification 🔥: ČSN 73 0895 P 90-R
 DIN 4102-12 E 90
 STN 92 0205 PS 90
 Fire classification is depend on the specific conditions of the cable tray, detailed in the catalog Systems with maintained functionality in fire

storage: ČSN EN 60721-3-1

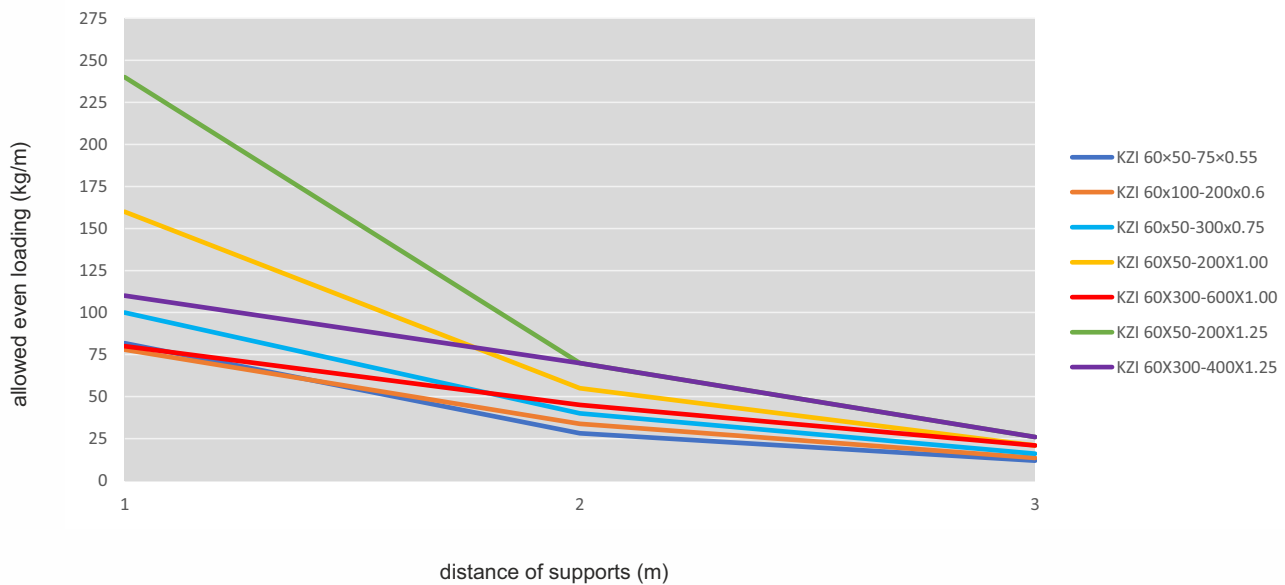
type number	width of cable tray (mm)	thickness of metal sheet (mm)	weight (kg/m)	amount of bolts for connection	
KZI 60X50X0.55_S	50	0,55	0,75	4	
KZI 60x75x0.55_S	75	0,55	0,99	4	
KZI 60X100X0.60_S	100	0,60	1,08	4	
KZI 60x150x0.60_S	150	0,60	1,3	4	
KZI 60X200X0.60_S	200	0,60	1,53	5	
KZI 60X50X0.75_S		0,75	0,99		
KZI 60X50X0.75_F	50	0,80	1,23	4	
KZI 60X50X0.75_ZM		0,75	0,99		
KZI 60X100X0.75_S		0,75	1,30		
KZI 60X100X0.75_F	100	0,80	1,60	4	
KZI 60X100X0.75_ZM		0,75	1,30		
KZI 60X150X0.75_S	150	0,75	1,65	4	
KZI 60X150X0.75_F		0,80	2,02		
KZI 60X200X0.75_S		0,75	1,86		
KZI 60X200X0.75_F	200	0,80	2,28	5	
KZI 60X200X0.75_ZM		0,75	1,86		
KZI 60X300X0.75_S		0,75	2,47		
KZI 60X300X0.75_F	300	0,80	3,02	5	
KZI 60X300X0.75_ZM		0,75	2,47		
KZI 60X50X1.00_S	50	1,00	1,24	4	
KZI 60X50X1.00_F			1,44		
KZI 60X75X1.00_S	75	1,00	1,27	4	
KZI 60X100X1.00_S	100	1,00	1,70	4	
KZI 60X100X1.00_F			1,98		
KZI 60X150X1.00_S	150	1,00	2,07	4	
KZI 60X200X1.00_S	200	1,00	2,27	5	
KZI 60X200X1.00_F			2,64		
KZI 60X300X1.00_S	300	1,00	3,07	5	
KZI 60X300X1.00_F			3,57		
KZI 60X400X1.00_S			3,75		
KZI 60X400X1.00_F	400	1,00	4,37	6	
KZI 60X400X1.00_ZM			3,75		
KZI 60X500X1.00_S	500	1,00	4,54	6	
KZI 60X500X1.00_ZM			4,54		
KZI 60X600X1.00_S	600	1,00	5,34	6	
KZI 60X50X1.25_S	50	1,25	1,62	4	
KZI 60X50X1.25_F			1,85		
KZI 60X100X1.25_S	100	1,25	2,10	4	
KZI 60X100X1.25_F			2,36		
KZI 60X150X1.25_S	150	1,25	2,49	4	
KZI 60X150X1.25_F			2,89		
KZI 60X200X1.25_S	200	1,25	2,84	5	
KZI 60X200X1.25_F			3,39		
KZI 60X300X1.25_S	300	1,25	3,96	5	
KZI 60X300X1.25_F			4,39		
KZI 60X400X1.25_S	400	1,25	4,60	6	

DATA SHEET

cable tray with integrated coupling - height 60 mm



The graph shows the maximum allowed even loading of the tray in relation to the distances of the supports.



External influences are not taken into account in the permissible load and cannot be burdened by person.

Inner usable cross-section of the trays

	KZI	60X50	60X75	60X100	60X150	60X200	60X300	60X400	60X500	60X600
cross-section (cm ²)		30	45	60	90	120	180	240	300	360
CYKY 3X1,5	8,6	20	30	41	61	81	122	162	203	243
CYKY 5X1,5	10,1	15	22	29	44	59	88	118	147	176
CYKY 3X2,5	9,5	17	25	33	50	66	100	133	166	199
CYKY 5X2,5	11,2	12	18	24	36	48	72	96	120	143
CYKY 3X4	11,2	12	18	24	36	48	72	96	120	143
CYKY 5X4	13,8	8	12	16	24	32	47	63	79	95
CYKY 5X6	15,1	7	10	13	20	26	39	53	66	79
CYKY 5X10	18	5	7	9	14	19	28	37	46	56
CYKY 5X16	20,4	4	5	7	11	14	22	29	36	43
CYKY 5X25	26,1	2	3	4	7	9	13	18	22	26
CYKY 4X35	24,8	2	4	5	7	10	15	20	24	29
CYKY 4X50	31,3	2	2	3	5	6	9	12	15	18
CYKY 3X70+50	33,6	1	2	3	4	5	8	11	13	16
CYKY 3X95+70	39,3	1	1	2	3	4	6	8	10	12
CYKY 3X120+95	43	0	1	2	2	3	5	6	8	10
CYKY 3X240+120	56,4	0	1	1	1	2	3	4	5	6

The values state the number of cables with the tray at 50% full. Orientation diameters of the cables CYKY.

The values are mathematically calculated. The limit values (small tray x big cable or contrariwise) it is necessary to consider combination of the tray and diameter of the cable and used them with reference to technical conditions.

 **WARNING****Risk of injury from cutting**

Although the cable trays are produced with maximum effort to minimize sharper edges, it is necessary to wear protective gloves to carry, grip and work with cable elements.

Risk of system collapse

It is essential to strictly adhere to the maximum load limits for individual cable support systems and ensure proper installation according to the installation manual. The load capacity charts for each system are provided in the manufacturer's catalog, available in printed form or on the manufacturer's website. The specified load limits do not account for any additional loads, such as snow, wind, or seismic forces.

Electricity injury

As individual components of cable management systems are made of electrical conductive material, it is essential not to work with a system near live electrical parts. Infringement of the safety regulations may cause serious injury of health or death.

Safe Use

Under normal and foreseeable conditions of use, there are no risks to consumers, provided that proper installation and usage are carried out in accordance with the installation manual.

recycling codes:



cable tray



binding tape