

product description: This branch is used to provide an additional branch from cable trays running through JUPITER cable trays or cable ladders of the same width.
 To fix the connection use the bolt NSM 6X10. To protect the cables, the bolt head is inside the cable tray.
 A bolt with a GMT surface finish is used for a tray with F and ZM surface finish.
 These items can also be ordered in a varnished version.


surface finish: S - Pre-Galvanized according to EN 10346, EN 10143, zinc-layer 15-27 µm
 F - Hot Dip Galvanized according to ČSN EN ISO 1461, zinc-layer 45 µm (min. 35 µm)
 ZM - galvanized steel with admixture of magnesium and aluminum according to EN 10346, EN 10143, protective layer 18-31 µm

















sales amount: 1 pc

meets the requirements: ČSN EN 61537:02

classification : ČSN 73 0895P 90-R
 DIN 4102-12E 90
 STN 92 0205PS 90
 Fire classification depends on the specific conditions of the cable tray, detailed in the catalog Systems with maintained functionality in fire

storage: ČSN EN 60721-3-1



type number	for width of cable tray (mm)	for height of cable tray (mm)	B (mm)	thickness of metal sheet (mm)	weight (kg/pc)	amount of bolts for connection (pc)	
OH 35X50_S	50	35	453	0,8	0,57	8	
OH 35X50_F					0,66		
OH 35X75_S	75	35	478	0,8	0,60	8	
OH 35X100_S					0,64		
OH 35X150_S	150	35	553	0,8	0,72	8	
OH 35X200_S					0,90		
OH 35X300_S	300	35	703	1,0	1,09	9	
OH 60X50_S	50	60	453	0,8	0,64	8	
OH 60X50_F					0,74		
OH 60x50_ZM					0,64		
OH 60X75_S	75	60	478	0,8	0,68	8	
OH 60X100_S					0,72		
OH 60X100_F	100	60	503	0,8	0,83	8	
OH 60x100_ZM					0,72		
OH 60X150_S	150	60	553	0,8	0,79	8	
OH 60X150_F					0,92		
OH 60X200_S	200	60	603	1,0	0,97	9	
OH 60X200_F					1,13		
OH 60x200_ZM					0,97		
OH 60X300_S	300	60	703	1,0	1,16	9	
OH 60X300_F					1,35		
OH 60x300_ZM					1,16		
OH 60X400_S	400	60	803	1,0	1,35	10	
OH 60X400_F					1,57		
OH 60x400_ZM					1,35		
OH 60X500_S	500	60	903	1,0	1,54	10	
OH 60x500_ZM					1,54		
OH 60X600_S	600	60	1003	1,2	1,98	10	
OH 85X100_S	100	85	503	0,8	0,95	16	
OH 85X150_S	150	85	553	0,8	1,02	16	
OH 85X200_S	200	85	603	1,0	1,20	17	
OH 85X300_S	300	85	703	1,0	1,39	17	
OH 85X400_S	400	85	803	1,0	1,58	18	
OH 110X150_S	150	110	553	0,8	1,05	16	
OH 110X150_F					1,22		
OH 110X200_S	200	110	603	1,0	1,23	17	
OH 110X200_F					1,43		
OH 110x200_ZM					1,23		
OH 110X300_S	300	110	703	1,0	1,42	17	
OH 110X300_F					1,65		
OH 110x300_ZM					1,42		
OH 110X400_S	400	110	803	1,0	1,61	18	
OH 110X400_F					1,87		
OH 110x400_ZM					1,61		
OH 110X500_S	500	110	903	1,0	1,80	18	
OH 110X500_F					2,08		
OH 110x500_ZM					1,80		
OH 110X600_S	600	110	1003	1,2	2,24	18	
OH 110X600_F					2,60		

 **WARNING****Risk of injury from cutting**

Although the cable trays are produced with maximum effort to minimize sharper edges, it is necessary to wear protective gloves to carry, grip and work with cable elements.

Electricity injury

As individual components of cable management systems are made of electrical conductive material, it is essential not to work with a system near live electrical parts. Infringement of the safety regulations may cause serious injury of health or death.

Safe Use

Under normal and foreseeable conditions of use, there are no risks to consumers, provided that proper installation and usage are carried out in accordance with the installation manual.

recycling codes:

